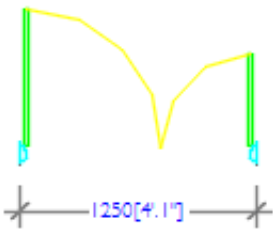
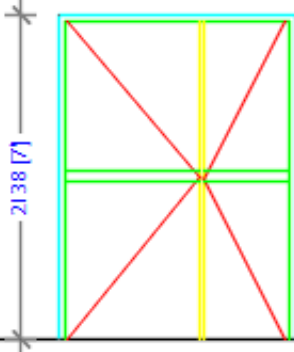





# ADMIN SECTION MAINDOOR

## drawing -1

Plans :	
Elevations :	
Finish Floor F.F.L	
	3.12
Area sqm:	1.65
Door no :	<i>Variable</i>
Door :	<i>Aluminium white coated Frame Openable Door Panel</i>
Frame :	<i>38mm x 100mm aluminium Frame</i>
Hardware :	<i>01 no. 5mm glass</i> <i>01 no. Lock set</i> <i>04 nos. Hinges</i> <i>01 nos. Door closer</i>

